



Chatterbox

Goytre Wharf

£3,500.00

A 22ft 1985 Dawncraft 2 berth motor cruiser.

Chatterbox is a 22ft Dawncraft motor cruiser with plenty of potential.

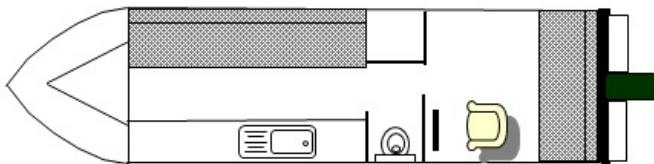
Step aboard into the pram-hood-covered cockpit, where a padded bench seat spans the stern, perfect for relaxing and enjoying the view. The helm features a traditional nautical steering wheel and a captain's chair, giving a classic boating feel.

Inside, you'll find a compact WC with a cassette toilet for convenience. The living quarters include a small galley area currently fitted with a sink, with ample space to add further equipment to suit your needs. Opposite the galley is a sofa-style seat. At the bow, a versatile seating area with a removable table easily converts into a double berth, making overnight stays simple and comfortable.

This cruiser is an ideal blank canvas for someone looking to personalise and enjoy life on the water.

To arrange a viewing or for any further information, please contact Goytre Wharf on 01873 880516.

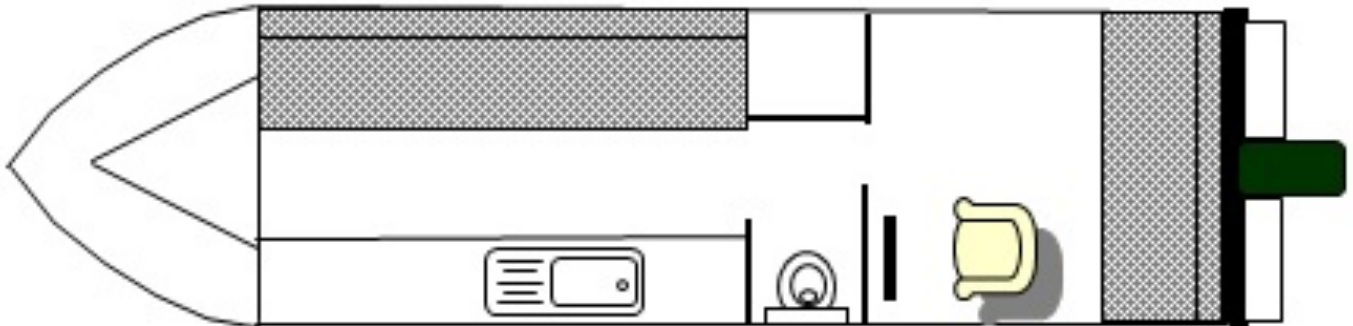

Scan the QR code to view online



Overall length	22 feet
Beam	--
Draft	--
Headroom	--
No. of berths	2
Style of stern	
BSS certificate expiry	--
Built	In 1985 by Dawncraft
Fitout	
Base	GRP
Hull	GRP
Cabin	GRP
Engine	Mercury 9.9
Gearbox	--







**General**

General

Name	Chatterbox
BW index number	68579
Safety certificate	NO
BSS certificate expiry	--
BSS certificate number	--
Built	In 1985 by Dawncraft
Location	Goytre Wharf
Price	£3,500.00

Berths

No. of Berths	2
Double beds	--
Double beds (temp)	1
Single beds	--
Single beds (temp)	--

Size

Overall length	22 feet
Overall beam	--
Overall draft	--
Style of stern	

Structure

Manufacturer

Manufacturer	Dawncraft
Hull ID No.	--
Build date	1985

Original steel thickness

Base	--
Hull	--
Cabin	--

Anodes

Fitted	NO
Date fitted	--
Size	--
No. of anodes	--

Material

Base	GRP
Hull	GRP
Cabin side	GRP
Roof	GRP

Hull blacking

Last hull blacking	--
Where	--





Running gear

Engine

Make	Mercury
Model	9.9
Year	2012
Fuel	Petrol
Cooling	--
Hours	--
Last serviced date	--
Last serviced by	--

Gearbox

Make	--
Model	--
Year	--
Reduction	--
Coupling	--
Shaft diameter	--
Propellor size	--

Capacities

Fuel	25Ltrs
Water	25Ltrs
Gas type	--

No. of gas cylinders	--
Gas cylinder size	--

Interior

Fitted

Fitted by	--
Date fitted	--

Materials used

Floor	--
Hull sides	--
Cabin sides	--
Deckhead	--
Bulkheads	--
Fittings	--



**Equipment****In the galley**

Cooker type	--
Cooker model	--
Fridge type	--
Fridge model	--
Other	--

Heating

Type	--
Make	--
Model	--
Fuel	--
Other remarks	--

Hot water

Type	--
Make	--
Model	--
Fuel	--
Other remarks	--
Additional heating	--

In the bathroom

Bath	--
Shower	--
Hip bath	--
Basin	--
Toilet type	Cassette
Toilet make	Porta Potti
Toilet model	--
Toilet tank capacity	--
Toilet remarks	--

Electrical systems

DC voltage	--
No. of batteries (start)	--
No. of batteries (domestic)	--
Split charging	--
Other	--

240 volt electrical systems

Inverter make	--
Inverter rating	--
Generator make	--
Generator rating	--
Shoreline	NO
Other	--

Additional information

--

